



# GEMS ARTS AND SCIENCE COLLEGE

(A Unit of Global Education and Management Studies Co-operative Ltd., No. M. 782)

(Affiliated to University of Calicut and UGC Recognized under Section 2 (f) of UGC Act 1956)

Ramapuram, Kadungapuram P.O, Malappuram Dt., Kerala. Pin - 679 321, Ph : 04933-256123, 255700

[www.gemscollege.in](http://www.gemscollege.in), email: [gemsasc@gmail.com](mailto:gemsasc@gmail.com)

Ref:

Date.....

## STUDENTS FEEDBACK ANALYSIS REPORT – UG (2019 PASS OUT)

### INTRODUCTION

Feedback analysis holds immense relevance as it provides a roadmap for improvement and growth. By dissecting opinions, it uncovers patterns, strengths, and pain points crucial for enhancing products, services, or processes. This systematic scrutiny aids in informed decision-making, ensuring alignment with stakeholder needs and expectations. It fosters a culture of continuous improvement, propelling innovation, and refining strategies.

Student's feedback is a critical component of an educational institutions' continuous improvement. This offers a glimpse into the student experience, highlighting both strengths and areas for development within the educational framework. Feedback system also offers a platform for students to express their opinions, concerns, and suggestions based on their firsthand experiences.

Feedbacks were collected from nearly 30% of the passing out students and their opinion on 11 various objectives were collected. Responses were categorized into Excellent, Good, Average and Poor. This insight is immensely valuable, providing educators and administrators with a direct line to understand the impact of their curriculum, teaching methodologies, and overall learning environment.



## STUDENTS FEEDBACK DATA ANALYSIS (UG) - 2019 PASS OUT

Summary of 2019 Pass Out Students Feedback Analysis					
Sl. No.	Parameters	Responses in %			
		Excellent	Good	Average	Poor
1	The syllabus was simple to understand	40	60	0	0
2	In the class, the teacher completed almost the whole syllabus.	38	60	2	0
3	My capacity to create, evaluate, and resolve problems improved because of the syllabus.	46	42	12	0
4	The suggested books are readily available and correspond to the course syllabus.	37	59	4	0
5	The laboratory activities expanded my knowledge of concepts and enabled me to apply theory with practical.	44	52	4	0
6	The instructors are qualified and experienced, and the classes are active.	76	23	1	0
7	The entire syllabus was finished on schedule and at a steady pace.	47	53	0	0
8	The evaluation procedure is impartial and fair.	48	25	27	0
9	Most teachers use modern teaching tools like PowerPoint presentation, websites, multi-media, e-content etc.	48	38	13	0
10	Canteen and refreshment facilities were very much better.	34	44	22	0
11	The infrastructure including Ladies hostel, Washrooms, restrooms, and drinking water facility were very useful.	15	55	30	0
12	Suggestions if any				





**The Following graphical representations show the Students Feedback Analysis**

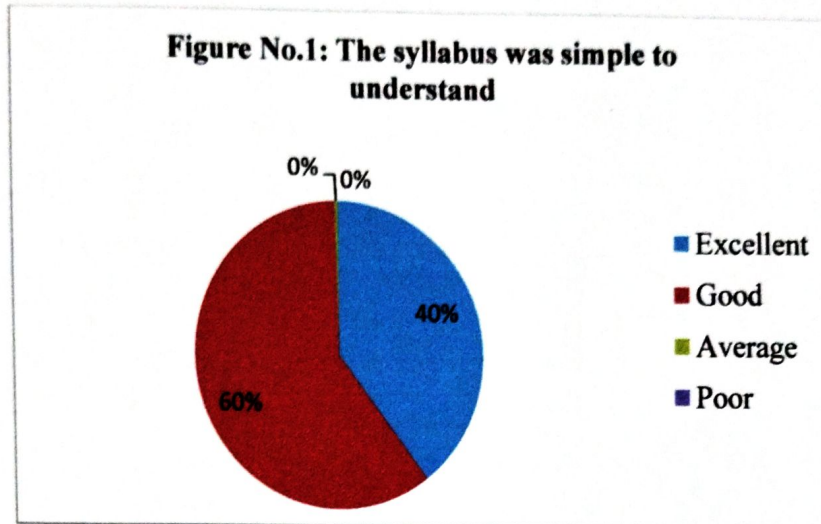
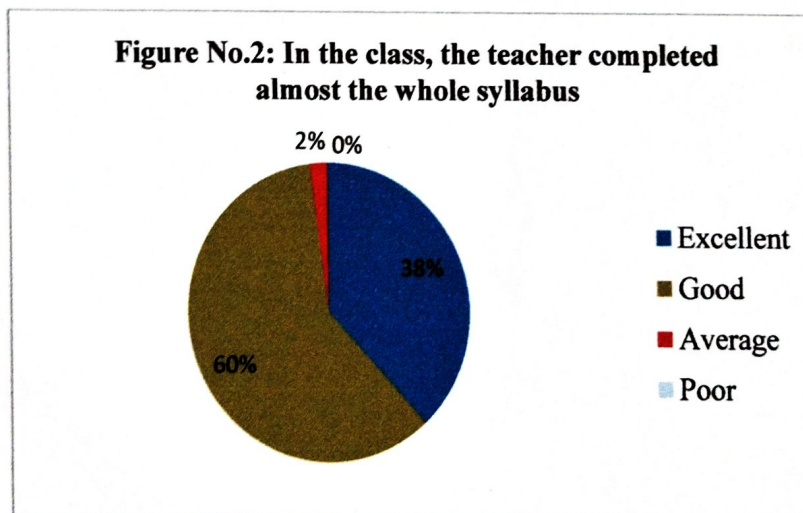


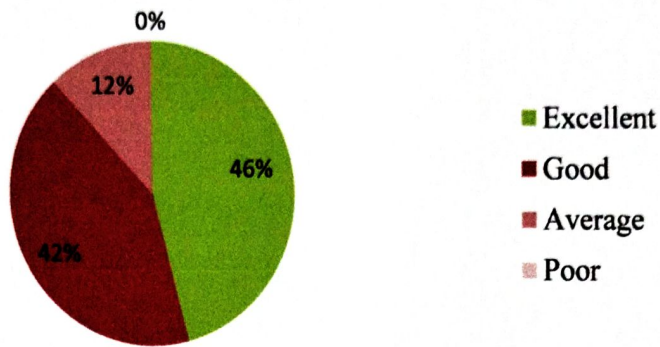
Figure 1 shows the response from the student's feedback analysis about the question of "The syllabus was simple to understand". 40% responded as Excellent and 60% of students agreed Good that the syllabus was simple to understand.



The response to the student's feedback analysis regarding the question "In the class, the teacher completed almost the whole syllabus" is displayed in the pie chart. 38% of students responded with Excellent, 60% of students rated the teacher covered nearly the entire syllabus in class as Good while 2% rated it as average.

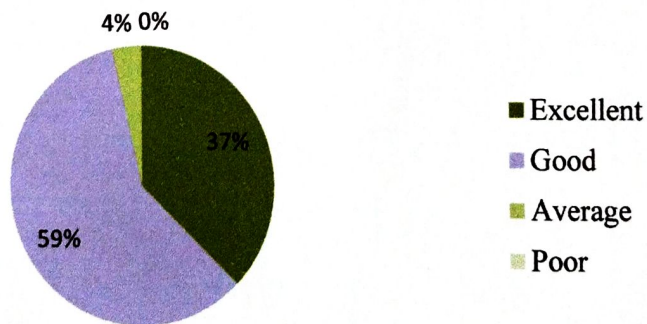


**Figure No.3: My capacity to create, evaluate and resolve problems improved because of the syllabus**



In response to the question, "My capacity to create, evaluate and resolve problems improved because of the syllabus" the student's analysis of the input is shown in this pie chart. The course enhanced the ability to formulate, evaluate, and solve challenges by 46% of students who assessed, as Excellent and 42 % as Good, compared to 12% who ranked it as average.

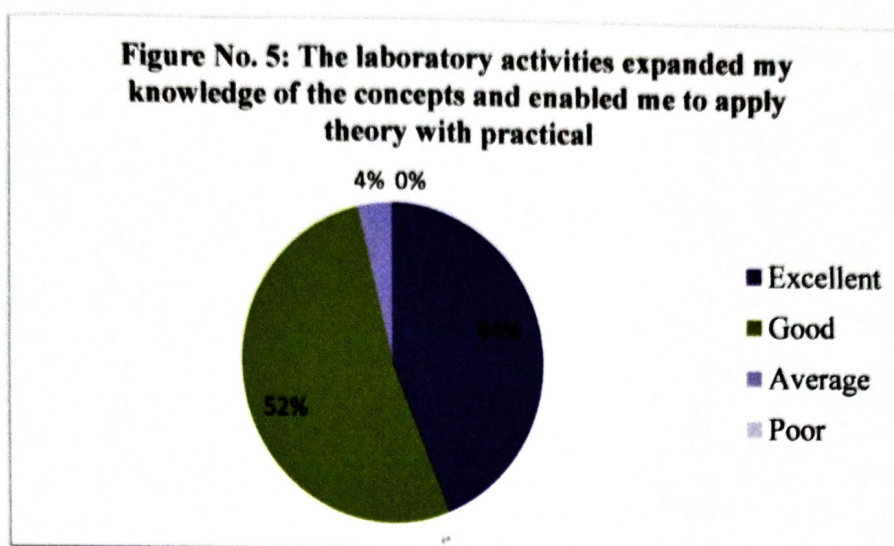
**Figure No.4: The suggested books are readily available and correspond to the course syllabus**



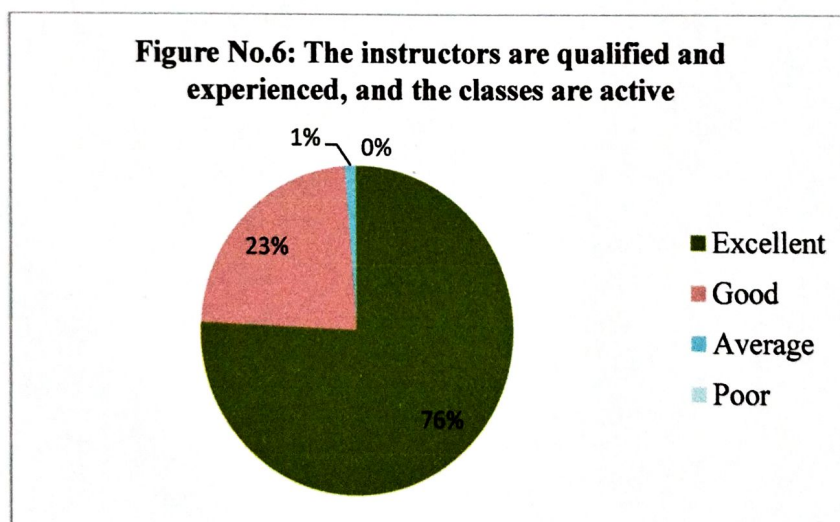
The response to the student's feedback analysis regarding the question "The suggested books are readily available and correspond to the course syllabus" is displayed in figure 4. 37% of students rated the recommended books are easily accessible and line closely with the syllabus for the course as Excellent, while 59% rated it as Good.





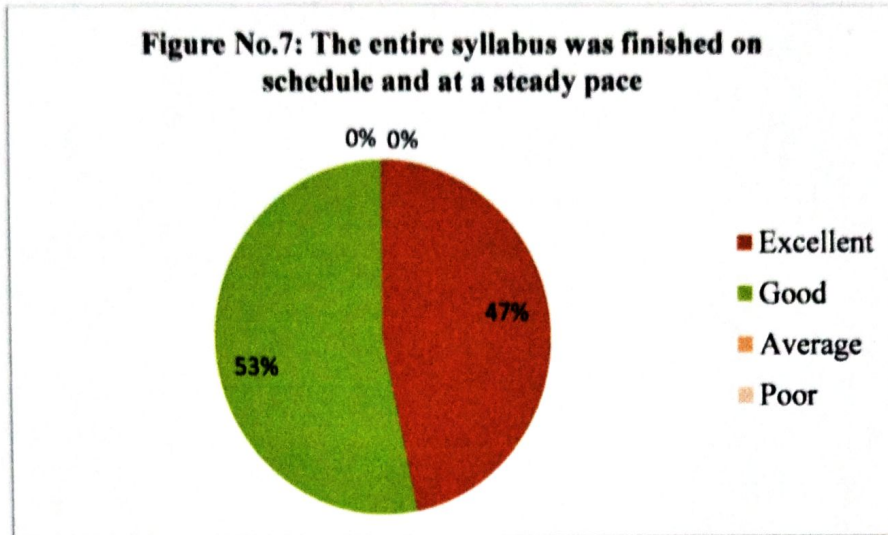


The Figure No. 5 represents the distribution of students' feedback on the question regarding the impact of laboratory activities on their knowledge and ability to apply theory to practical situations. The majority of students, at 52%, reported that the laboratory activities were Good. 44% rated Excellent and a small percentage, that is, 4% of the students, provided feedback that the laboratory activities had an average impact on expanding their knowledge and applying theory to practical scenarios.

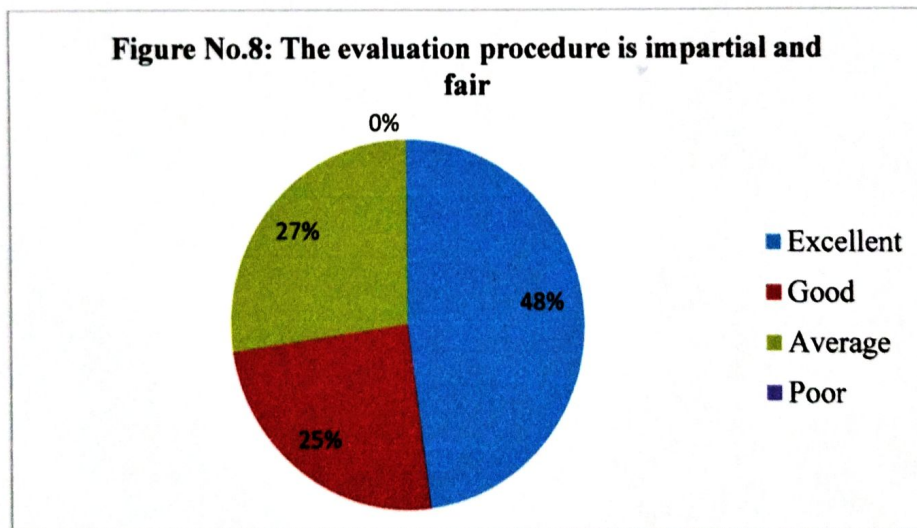


The distribution of student opinions regarding the experience and background of teachers, as well as the degree of engagement in the classes, is shown in the pie chart. The majority of students (76%) provided feedback that the instructors are excellently qualified and experienced, and the classes are highly active. But 23% responded as good, 1% of the students, provided feedback that the instructors are average.





The response to the student's feedback analysis regarding the question "The entire syllabus was finished on schedule and at a steady pace" is displayed in the Figure. 47% students responded with Excellent, 53% of students rated the entire course was completed on time as Good.

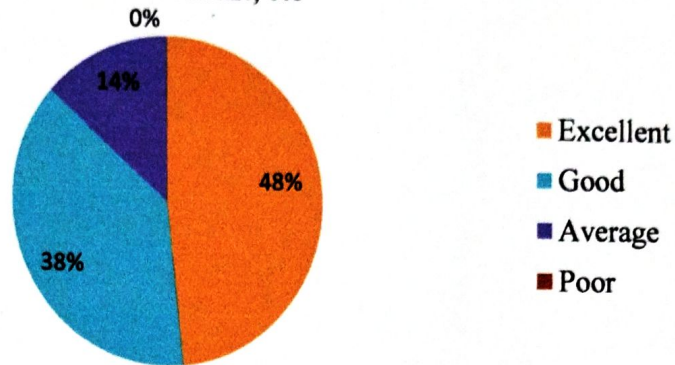


The response from the analysis of student feedback regarding the question "The evaluation procedure is impartial and fair" is displayed in the pie chart. 48% of students responded as Excellent for the evaluation procedure is impartial and fair, 25% as Good and 27% marked as average.



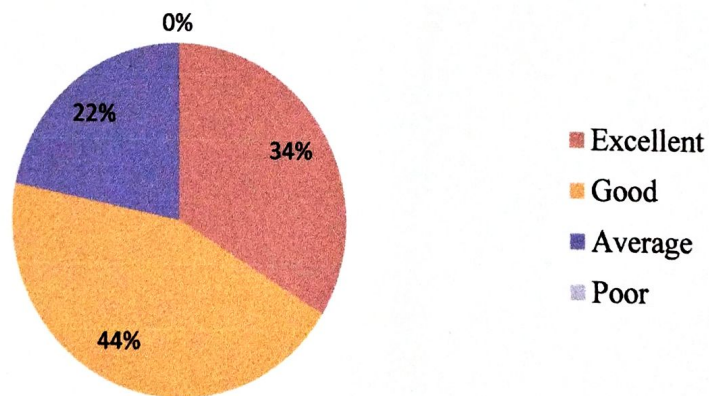


**Figure No.9: Most teachers use modern teaching tools like Power point presentations, websites, multimedia, e-content, etc**



In response to the question, "Most teachers use modern teaching tools like Power point presentations, websites, multimedia, e-content, etc." the student's analysis of the input is shown in the Figure. The majority of the students (48%) rated it as Excellent, 38% rated it as Good and 14% as Average.

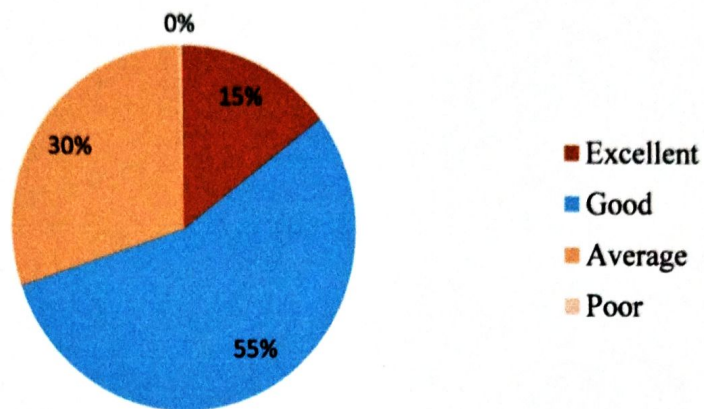
**Figure No.10: Canteen and refreshment facilities were very much better**



The answer to the question, "Canteen and refreshment facilities were very much better" is displayed in this pie chart based on the student's feedback analysis. Canteen and refreshment facilities were very much better, according to 34% of students who rated it as Excellent and 44% as Good and 22% as Average.



**Figure No.11: The infrastructure including Ladies hostel, Washrooms, Restrooms and drinking water facility were very useful**



The response to the student feedback analysis about the question "The infrastructure including Ladies hostel, Washrooms, Restrooms and drinking water facility were very useful" is displayed in this pie chart. 55% of students said that the facilities, which included drinking water facility, washrooms, ladies' hostel, and restrooms, were very helpful as Good at the same time 15% responded as Excellent.






## RECOMMENDATIONS

Older syllabus might overlook important areas of study that could be valuable for students in their academic or professional pursuits. It would depend on its comprehensiveness and alignment with the learning objectives. It's highly recommended that a well-organized syllabus with clear outlines of topics, readings, assignments, and expectations can help students navigate the course efficiently. A spacious canteen and resting rooms with enough seating arrangement shall also be considered.



  
**PRINCIPAL**  
**GEMS ARTS & SCIENCE COLLEGE**  
**KADUNGAPURAM P.O - RAMAPURAM**  
**MALAPPURAM DT. - 679321, KERALA**



# GEMS ARTS AND SCIENCE COLLEGE

(A Unit of Global Education and Management Studies Co-operative Ltd., No. M. 782)

(Affiliated to University of Calicut and UGC Recognized under Section 2 (f) of UGC Act 1956)

Ramapuram, Kadungapuram P.O, Malappuram Dt., Kerala. Pin - 679 321, Ph : 04933-256123, 255700

[www.gemscollege.in](http://www.gemscollege.in), email: [gemsasc@gmail.com](mailto:gemsasc@gmail.com)

Ref:

Date.....

## STUDENTS FEEDBACK ANALYSIS REPORT – PG (2019 PASS OUT)

### INTRODUCTION

Feedback analysis holds immense relevance as it provides a roadmap for improvement and growth. By dissecting opinions, it uncovers patterns, strengths, and pain points crucial for enhancing products, services, or processes. This systematic scrutiny aids in informed decision-making, ensuring alignment with stakeholder needs and expectations. It fosters a culture of continuous improvement, propelling innovation, and refining strategies.

Student's feedback is a critical component of an educational institutions' continuous improvement. This offers a glimpse into the student experience, highlighting both strengths and areas for development within the educational framework. Feedback system also offers a platform for students to express their opinions, concerns, and suggestions based on their firsthand experiences.

Feedbacks were collected from nearly 30% of the passing out students and their opinion on 11 various objectives were collected. Responses were categorized into Excellent, Good, Average and Poor. This insight is immensely valuable, providing educators and administrators with a direct line to understand the impact of their curriculum, teaching methodologies, and overall learning environment.





## STUDENTS FEEDBACK DATA ANALYSIS (PG) - 2019 PASS OUT

Summary of 2019 Pass Out Students Feedback Analysis					
Sl.No.	Parameters	Responses in %			
		Excellent	Good	Average	Poor
1	The syllabus was simple to understand	45	55	0	0
2	In the class, the teacher completed almost the whole syllabus.	45	55	0	0
3	My capacity to create, evaluate, and resolve problems improved because of the syllabus.	54	46	0	0
4	The suggested books are readily available and correspond to the course syllabus.	40	55	5	0
5	The laboratory activities expanded my knowledge of concepts and enabled me to apply theory with practical.	00	100	0	0
6	The instructors are qualified and experienced, and the classes are active.	93	7	0	0
7	The entire syllabus was finished on schedule and at a steady pace.	57	43	0	0
8	The evaluation procedure is impartial and fair.	93	7	0	0
9	Most teachers use modern teaching tools like PowerPoint presentation, websites, multi-media, e-content etc.	60	40	0	0
10	Canteen and refreshment facilities were very much better.	5	78	17	0
11	The infrastructure including Ladies hostel, Washrooms, restrooms, and drinking water facility were very useful.	00	83	17	0
12	Suggestions if any				



**The following Graphical Representations show the Students Feedback Analysis**

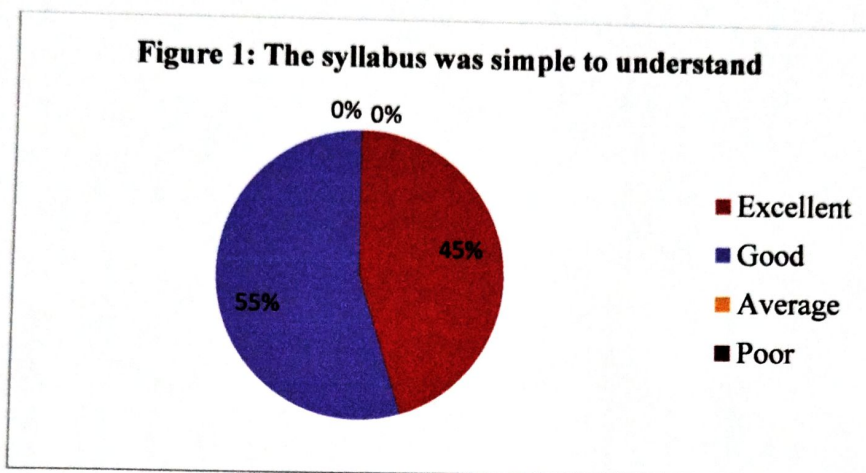
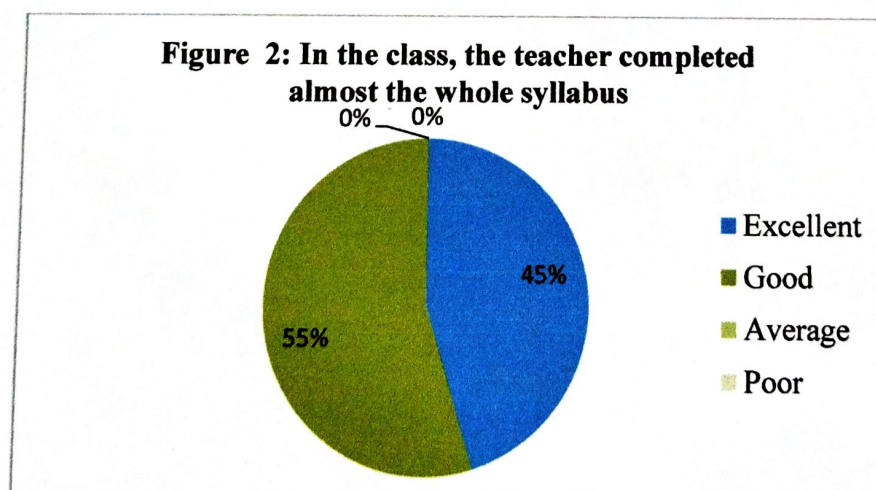


Figure 1 shows the responses student's feedback analysis about the question of simplicity of syllabus to understand. The largest segment of the pie chart, at 55 %, suggests that a significant majority of students believe that the current syllabus is Good in meeting the needs of the students. 45 % of students agreed that the simplicity of syllabus is Excellent.



The above pie chart represents about the question whether the teacher completed almost the whole syllabus. It shows that 45% of students agree this as Excellent and 55% as Good about the completion of syllabus.





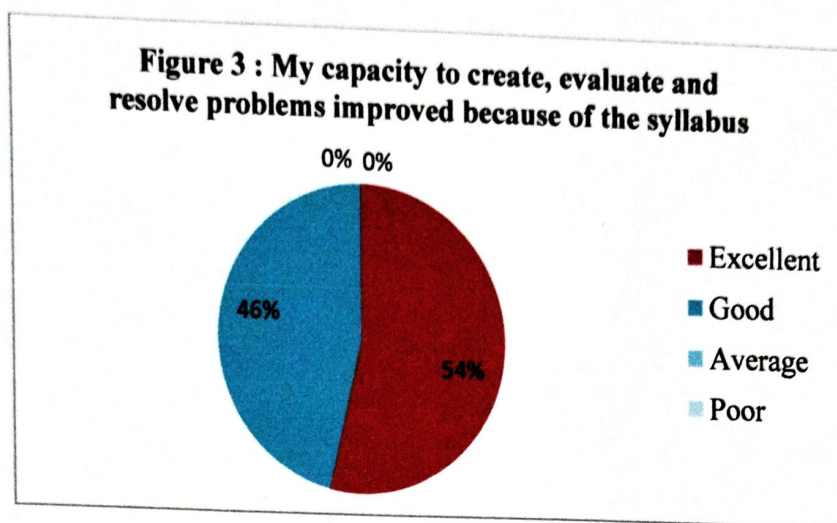
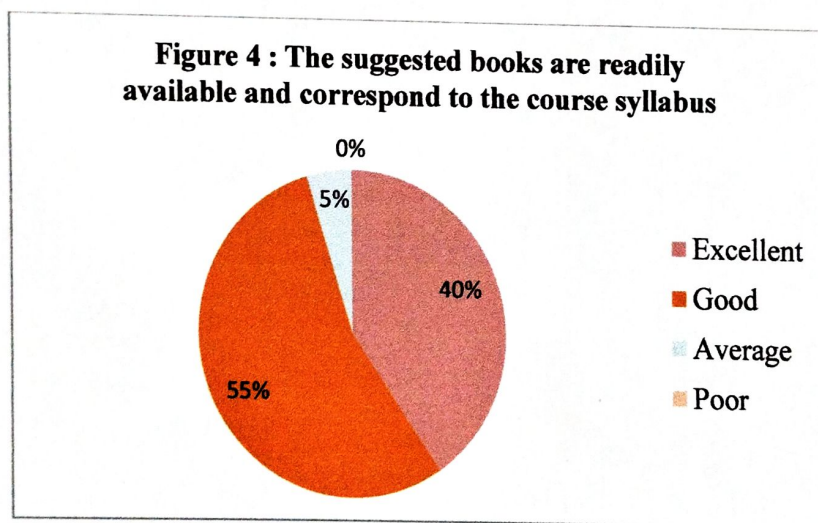
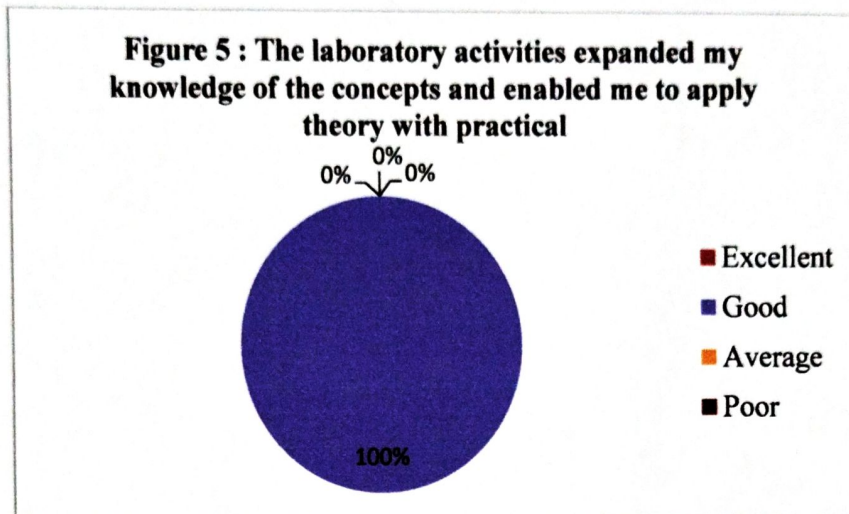


Figure 3 shows that response from the student's feedback analysis about the question relating to the capacity to create, evaluate and resolve problems improved because of the syllabus. 54 % of students agreed Excellent, 46 % agreed Good.




The above pie chart shows the responses based on the analysis of question from the student feedback analysis. It shows that 55 % of students agree that the suggested books are readily available and correspond to the course syllabus is Good, 40 % agrees that is Excellent and only 5% says that is Average.





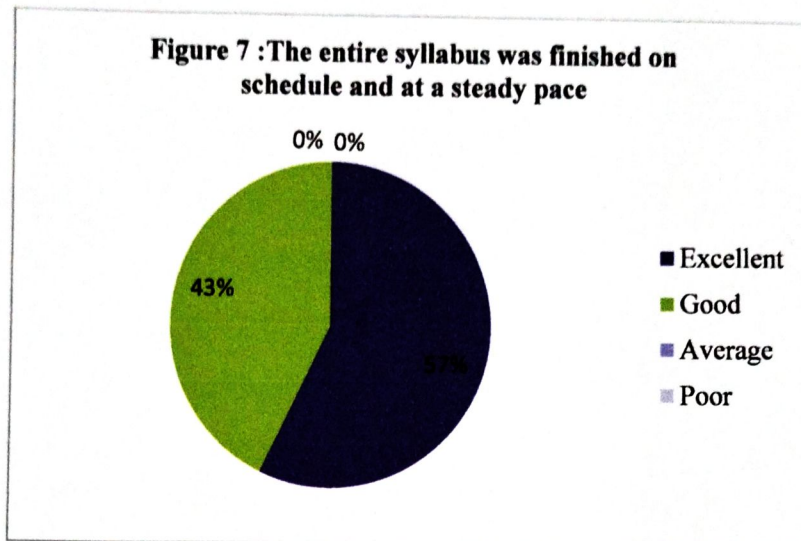
The figure 5 represents about analysis of the question whether the laboratory activities expanded the knowledge of the students and enabled them to apply theory with practical. 100% of the students have the opinion of Good.



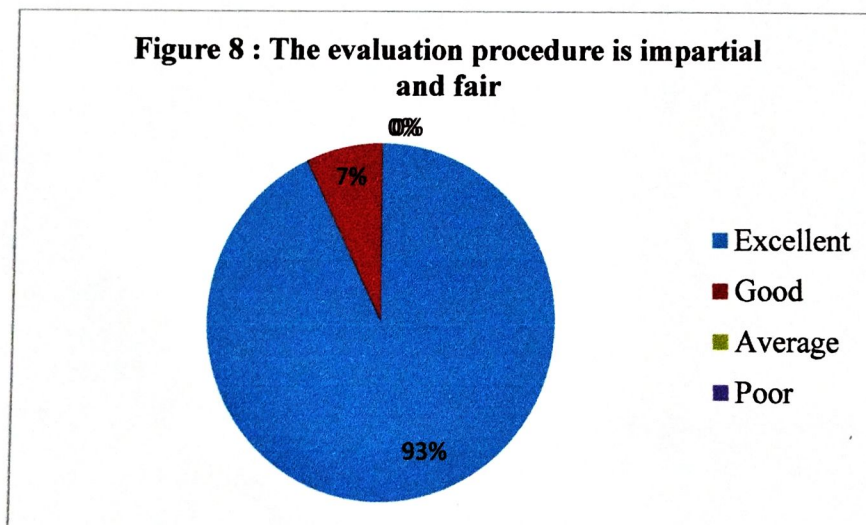
The pie chart shows about the analysis of the question taken from the student feedback year wise analysis. Here it says that 93% of students agrees that the instructors are qualified and experienced and their classes are active as Excellent and 7% agrees as Good.





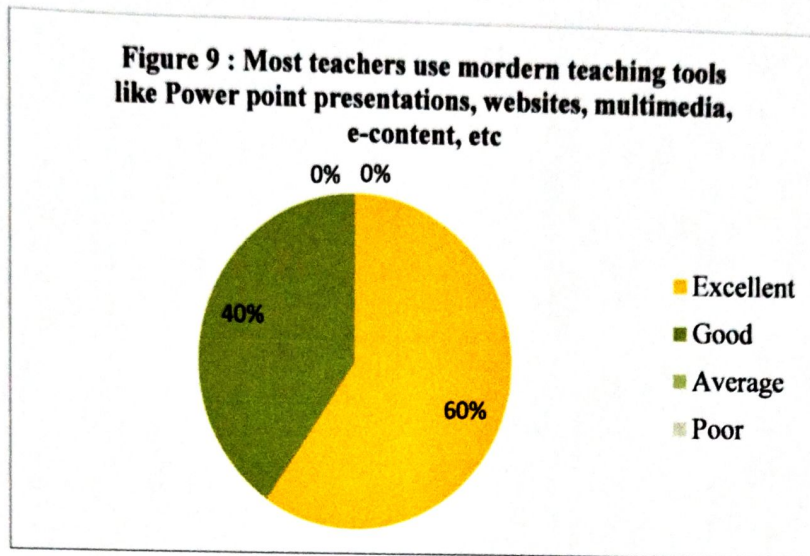


The figure 7 represents whether the entire syllabus was finished on schedule and it is at a steady pace. 57% of students opines that Excellent and 43 % opines that Good.

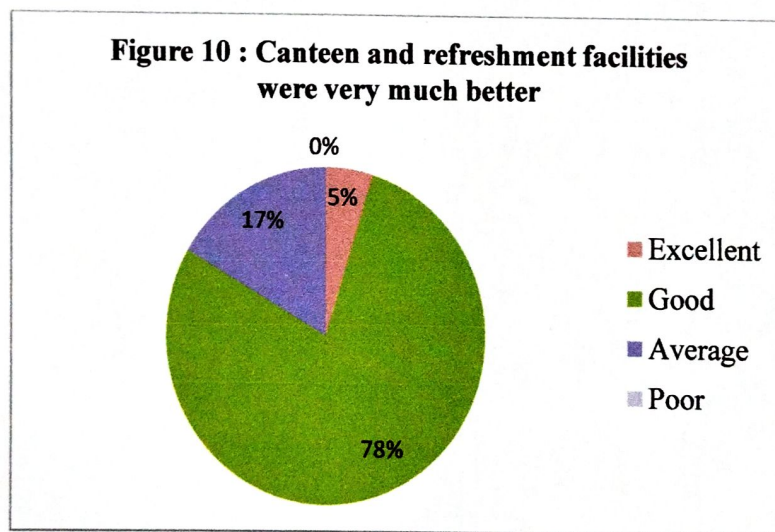


The pie chart shows the responses of students taken from feedback analysis about whether the evaluation procedure is impartial and it is fair. 93 % of students responded to the question as Excellent and 7 % as Good.





The figure shows the responses of the students about the question whether the teachers are using teaching tools like power point presentations, websites, multimedia, e-content etc.60% of students agrees with Excellent, 40% with Good

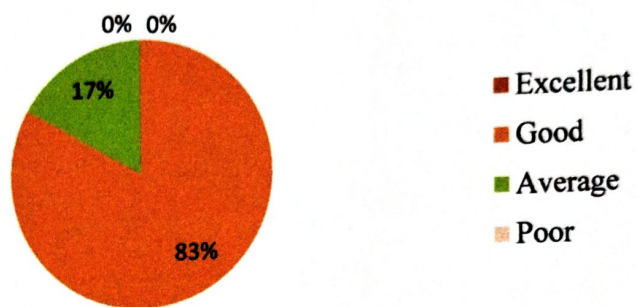


The above chart shows that the opinion about the question whether the canteen and refreshment facilities were better.78 % of students says that the canteen and refreshment facilities are Excellent, 17 % says that is Good and 5 % says that is Average.





**Figure 11 : The infrastructure including ladies hostel, Washrooms, Restrooms and drinking water facility were very useful**



The figure 11 shows the responses of the students about the infrastructural facilities provided based on questions provided from student's feedback analysis. 83% of the students responded that the infrastructure facilities provided is Excellent and 17% responded as Average.



## **RECOMMENDATIONS**

Based on this feedback analysis it is recommended to conduct a comprehensive review of the curriculum, updating content to reflect current industry standards and incorporate practical applications, ensuring relevance and applicability as the curriculum is designed by the affiliating university. Facilities for canteen shall also be improved to accommodate more students. Washroom facilities and Library shall also be improved.



  
**PRINCIPAL**  
**GEMS ARTS & SCIENCE COLLEGE**  
**KADUNGAPURAM P.O - RAMAPURAM**  
**MALAPPURAM DT. - 679321, KERALA**