



# GEMS ARTS AND SCIENCE COLLEGE

An ISO 9001 : 2015 Certified Institution

(A Unit of Global Education and Management Studies Co-operative Ltd., No. M. 782)

(Affiliated to University of Calicut and UGC Recognized under Section 2 (f) of UGC Act 1956)

Ramapuram, Kadungapuram P.O, Malappuram Dt., Kerala. Pin - 679 321, Ph : 04933-256123, 255700

[www.gemsasc.ac.in](http://www.gemsasc.ac.in), email: [gemsasc@gmail.com](mailto:gemsasc@gmail.com)

## STUDENTS FEEDBACK ANALYSIS REPORT (2023 PASS OUT)

### INTRODUCTION

Feedback analysis holds immense relevance as it provides a roadmap for improvement and growth. By dissecting opinions, it uncovers patterns, strengths, and pain points crucial for enhancing products, services, or processes. This systematic scrutiny aids in informed decision-making, ensuring alignment with stakeholder needs and expectations. It fosters a culture of continuous improvement, propelling innovation, and refining strategies

The relevance of students' feedback analysis lies in its pivotal role in fostering a student-centric educational ecosystem. As a central mechanism for quality enhancement, the IQAC utilizes student feedback as a crucial metric to gauge the effectiveness of academic programs, teaching methodologies, and overall learning experiences. The analysis of this feedback offers a direct line to understanding the pulse of student satisfaction, concerns, and aspirations within the institution. By incorporating student perspectives, IQAC can identify areas needing improvement, align curriculum with evolving industry needs, enhance teaching methodologies, and refine institutional policies.

Feedbacks were collected from nearly 30% of the passing out students and their opinion on 11 various objectives were collected. Responses were categorized into Excellent, Good, Average and Poor. This iterative process of feedback analysis not only ensures accountability and transparency but also empowers students, making them active partners in shaping the quality and relevance of their education. Ultimately, integrating student feedback within the IQAC framework contributes significantly to the continuous enhancement and refinement of the educational standards and practices within the institution.



**The following Graphical Representations show the Students Feedback Analysis**

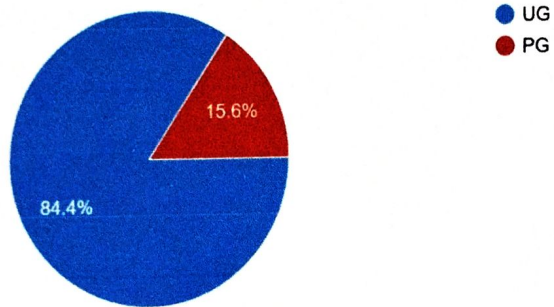
1. Name

358 responses

- Akshay
- Shahana sherin PN
- Harsha
- Athulya. A
- SHABEEB K
- sayed mishal
- SANA THAYYIL

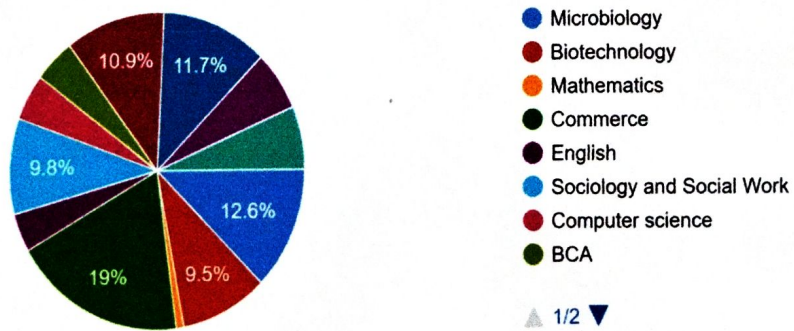
2. Program

358 responses



3. Department

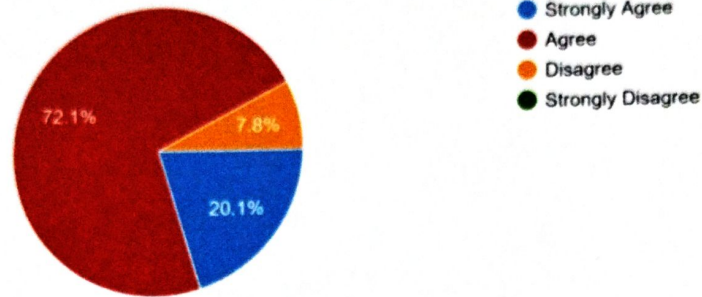
358 responses





4. The syllabus was simple to understand

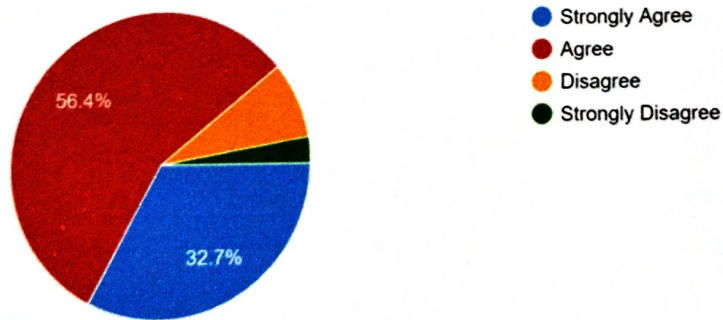
358 responses



The distribution of student feedback responses for the 2023 pass out batch is displayed in the pie chart that is provided. In response to the question about how simple the curriculum was, 20.1% of students Strongly Agreed, 72.1% Agreed, and 7.8% Disagreed.

5. In the class, the teacher completed almost the whole syllabus

358 responses

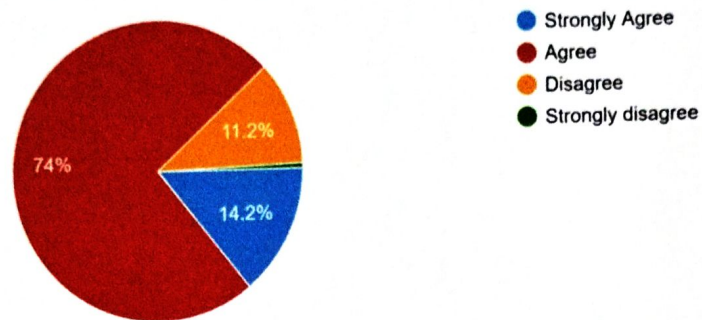


In the above pie chart, 32.7 percent of students Strongly Agreed that the curriculum had been completed by the instructor, 56.4 percent Agreed, 8% Disagreed, and 2.9% Strongly Disagreed with the question about whether the curriculum had been completed.



6. My capacity to create, evaluate, and resolve problems improved because of the syllabus.

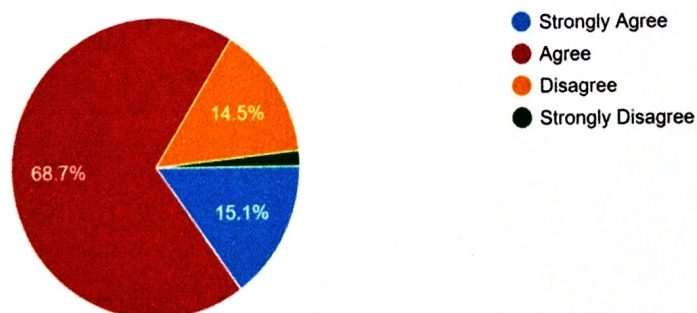
358 responses



In the above pie chart, in reference to the curriculum's impact on student's improved capacity to formulate, evaluate, and solve problems, 74% of students Agreed with it, 11.2% Disagreed, 14.2% Strongly Agreed, and 0.6% Strongly Disagreed.

7. The suggested books are readily available and correspond to the course syllabus.

358 responses

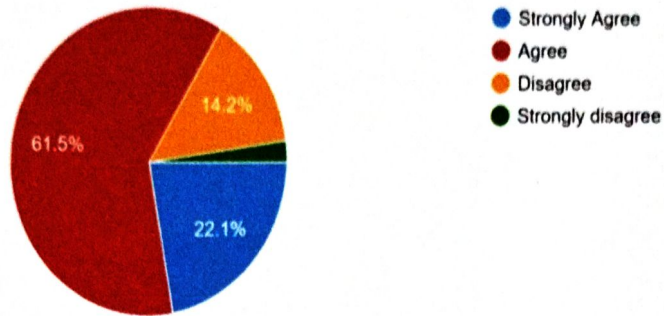


Considering the above pie chart on the question that how easily accessible the books were in relation to the syllabus, 68.7% of students Agreed, 14.5% Disagreed, and 1.7% Strongly Disagreed. Of the students, 15.1% Strongly Agreed that everything was available.



8. The laboratory activities expanded my knowledge of the concepts and enabled me to apply theory with practicals.

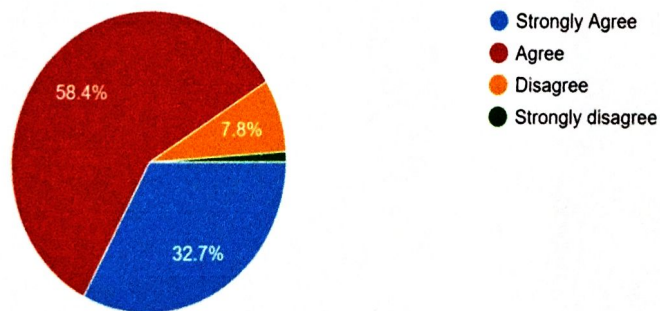
358 responses



When asked about the laboratory activities that helped to expand the knowledge in the above pie chart, 22.1% of students Strongly Agreed to it, 61.5% of students merely Agreed, 14.2% of students Disagreed and 2.8% of students Strongly Disagreed to it.

9. The faculties are qualified and experienced, and the classes are active.

358 responses



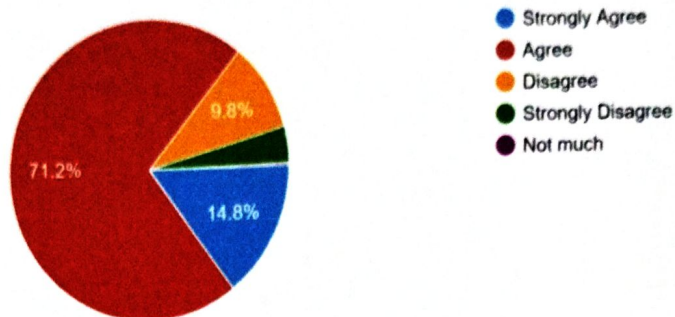
While considering the above pie chart, with regards to the assessment of the expertise and experience of the instructors, 32.7% of students Strongly Agreed, 58.4% Agreed, 7.8% Disagreed, and 1.1% Strongly Disagreed.





10. The evaluation procedure is impartial and fair.

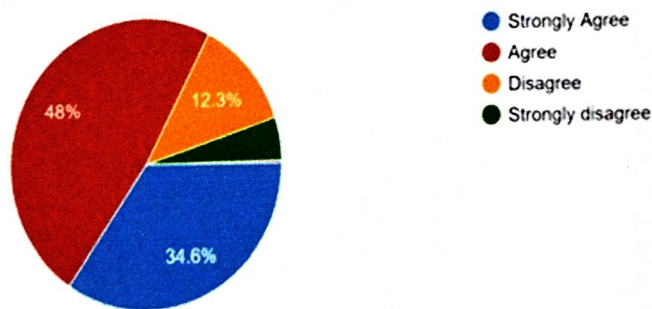
358 responses



When queried that the evaluation procedure was impartial and fair, 71.2% of students agreed that it was impartial, 14.8% of students Strongly Agreed to it, 9.8% of students Disagreed and 4.2% of students Strongly Disagreed to it.

11. Most teachers use modern teaching tools like PowerPoint presentations, websites, multi-media, e- content, etc.

358 responses

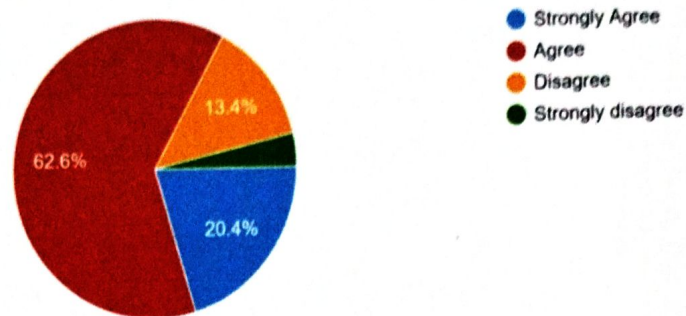


Regarding the utilization of modern teaching resources by teachers, such as websites and e-content, 34.6% of students Strongly Agreed, 48% Agreed, 12.3% Disagreed, and 5.1% Strongly Disagreed. The question was asked about teacher's use of these resources.



12. The New Canteen and refreshment facilities were very much better

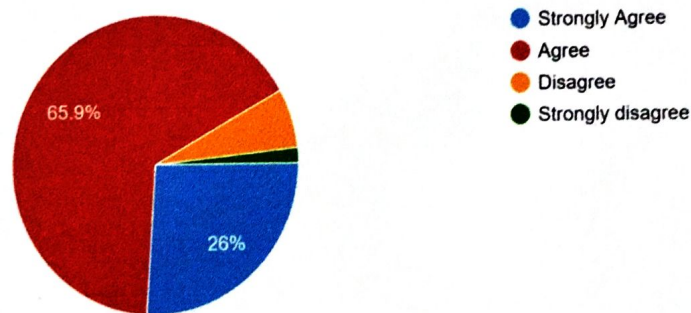
358 responses



Regarding the canteen and refreshment facilities, 20.4% of students Strongly Agreed that it was better, 62.6% of students Agreed, 13.4% of students Disagreed and 3.6% of students Strongly Disagreed to it.

13. The infrastructure including Ladies Hostel, Washrooms, Rest rooms, and drinking water facility were very useful

358 responses

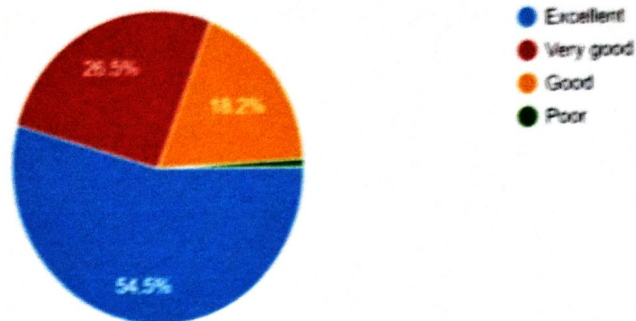


With regard to the infrastructure facilities, which comprises the drinking water facilities, restrooms, ladies hostel, and washrooms, 26% of students Strongly Agreed, 65.7 percent Agreed, 3% Disagreed, and 2.1 percent Strongly Disagreed.



14. How do you rate the New Library, Digital Library and Theater facility?

358 responses



Regarding the newly constructed library, digital library, and theatre facilities, 54.5 % of students gave it an Excellent rating, 26.5 percent gave it a Very Good rating, 18.2 percent gave it a Good rating, and 0.8% gave it a Poor rating.






## **RECOMMENDATIONS**

As per the feedback collected by IQAC for the academic year 2022-23, Students have overwhelmingly expressed their appreciation for the enhanced library and theater facilities, marking a significant shift in their academic and cultural experiences. The infrastructure facilities like washrooms and restrooms were also appreciated. The curriculum impacts on students were not that satisfactory as the syllabus has to be revised in accordance with the recent advances. Its highly recommended to include new generation courses in the next academic year and also courses to promote employability have to be included. Content delivery through e-resources is also highly recommended.



  
**Dr. NAVEEN MOHAN**  
PRINCIPAL  
GEMS ARTS AND SCIENCE COLLEGE  
KADUNGAPURAM (PO), RAMAPURAM  
MALAPPURAM DT., KERALA-679 321